



AEC-Q100 Qualification Report

Product Series: CA-IS1300B25G-Q1

Report Version: V1.0

Reference Doc.: AEC-Q100-REV-H

Contents

1. Overview	3
2. Part Number List	3
3. Production Information	3
3.1. Wafer information	3
3.2. Package information	3
4. Reliability Qualification Plan	4
5. Reliability Test Results	6
6. MTBF&FIT	7
7. Conclusion	7
Appendix 1: EMC Test Results	9
Appendix 2: SAT Test Results	10

1. Overview

Reliability testing of microelectronic products is a risk mitigation process designed to ensure the service life of device in customer applications. Semiconductor wafer manufacturing process and package-level reliability can be assessed in a variety of ways and may include accelerated environmental test conditions. Chipanalog evaluates manufacturability of the device to verify a robust silicon and assembly flow to ensure continuity of supply to customers. Chipanalog qualifies new devices, significant changes, and product families based on AEC-Q100.

2. Part Number List

Package Type	Part Number
SOIC8-WB(G)	CA-IS1300B25G-Q1

Note: AECQ-100 provides the guideline for the use of generic data to accelerate and streamline the qualification process. Products sharing the same major product, process and materials elements may be categorized in a product qualification family.

3. Production Information

3.1. Wafer information

Fab site	SMIC	SMIC
Wafer	FUXI	QINGLONG
Fab Process	18BCD	18BCD

3.2. Package information

Assembly site	JCET
FT site	JCET
Package	SOIC8-WB(G)
Lead Frame	Cu
Bond wire	20um Au
MSL level	MSL3
Operation Temp.	Grade 1(-40°C - 125°C)

4. Reliability Qualification Plan

Test Group A-Accelerated Environment Stress Tests					
Group	Item	Refer.	Test condition	QTY	Remark
A1	PC	J-STD-020 JESD22-A113	Test @ Rm, SMD only, Moisture Preconditioning Before THB/BHAST, AC/UHAST, TC, and PTC stress, MSL = 3, Peak Reflow Temp = 260°C	240 pcs*3 lots	
A2	BHAST	JESD22-A110	BHAST: 130°C, 85% RH, 96 hrs (Test @ Rm/Hot)	80 pcs*3 lots	
A3	UHAST	JESD22-A118	UHAST: 130°C, 85% RH, 96 hrs (Test @ Rm)	80 pcs*3 lots	
A4	TC	JESD22-A104	-65°C-150°C, 500 cycles (Test @ Hot)	80 pcs*3 lots	
A5	PTC	JESD22-A105	-40°C-125°C, 1000 cycles (Test @ Rm/Hot)	NA	
A6	HTSL	JESD22-A103	T _a = 150°C, 1000 hrs (Test @ Rm/Hot)	45 pcs*1 lot	
Test Group B-Accelerated Lifetime Simulation Tests					
Group	Item	Refer.	Test condition	QTY	Remark
B1	HTOL	JESD22-A108	T _a = 125°C, V _{cc1} = 5.5V, V _{cc2} = 5.5V, 1000 hrs (Test @ Rm/Cold/Hot)	77 pcs*3 lots	
B2	ELFR	AEC-Q100-008	T _a = 125°C, V _{cc1} = 5.5V, V _{cc2} = 5.5V, 48 hrs (Test @ Rm/Hot)	800 pcs*3 lots	
B3	EDR	AEC-Q100-005	Test @ Rm/Hot	NA	
Group C-Package Assembly Integrity Tests					
Group	Item	Refer.	Test condition	QTY	Remark
C1	WBS	AEC-Q100-001 AEC-Q003	Cpk > 1.67, Each bonder used, T0 samples	30 bonds from 5 pcs	
C1	WBS	AEC-Q100-001 AEC-Q003	0 fails, Each bonder used, post-TC samples	30 bonds from 5 pcs	
C2	WBP	MIL-STD883 AEC-Q003	Cpk > 1.67, Each bonder used, T0 samples	30 bonds from 5 pcs	
C2	WBP	MIL-STD883 AEC-Q003	0 fails, Each bonder used, post-TC samples	30 bonds from 5 pcs	
C3	SD	JESD22-B102 JSTD-002D	> 95% coverage, 8hr steam aging prior to testing	15 pcs*1 lot	
C4	PD	JESD22-B100 JESD22-B108 AEC-Q003	Cpk > 1.67	10 pcs*3 lots	
C5	SBS	AEC-Q100-010 AEC-Q003	Cpk > 1.67, 5 balls from min. of 10 devices	NA	

C6	LI	JESD22 B105	10 leads from each of 5 devices	NA	
Test Group D–Die Fabrication Reliability Tests					
Group	Item	Refer.	Test condition	QTY	Remark
D1	EM	JESD61	---	---	Done by Fab
D2	TDDB	JESD35	---	---	Done by Fab
D3	HCI	JESD60 & 28	---	---	Done by Fab
D4	NBTI	JESD90	---	---	Done by Fab
D5	SM	JESD61, 87, & 202	---	---	Done by Fab
Group E-Electrical Verification Tests					
Group	Item	Refer.	Test condition	QTY	Remark
E1	TEST	per datasheet	Pre and Post Stress Electrical Test	all	
E2	HBM	AEC Q100-002	$\pm 500V, \pm 1KV, \pm 2KV, \pm 4KV$ (Test @ Rm/Hot)	3 pcs*1 lot	
E3	CDM	AEC-Q100-011	$\pm 250V, \pm 500V, \pm 750V, \pm 2KV$ (Test @ Rm/Hot)	3 pcs*1 lot	
E4	LU	AEC-Q100-004	125°C, I-trigger $\pm 200mA$ (Test @ Rm/Hot)	6 pcs*1 lot	
E9	EMC	SAE J1752/3	Electromagnetic Compatibility (Radiated Emissions)	1 pcs*1 lot	

5. Reliability Test Results

Test Group A–Accelerated Environment Stress Test					
Group	Item	Test Condition	QTY	Lot NO.	Result
A1	PC	Test @ Rm, SMD only, Moisture Preconditioning before BHAST, UHAST, TC stress, MSL = 3, Peak Reflow Temp = 260°C	240 pcs*3 lots	W1152.01	Pass
				W1152.02	Pass
				2316A	Pass
A2	BHAST	130°C, 85% RH, 96 hrs, $V_{cc1}= 5.5V$, $V_{cc2}= 5.5V$	80 pcs*3 lots	W1152.01	Pass
				W1152.02	Pass
				2316A	Pass
A3	UHAST	130°C, 85% RH, 96 hrs	80 pcs*3 lots	W1152.01	Pass
				W1152.02	Pass
				2316A	Pass
A4	TC	-65°C-150°C, 500 cycles	80 pcs*3 lots	W1152.01	Pass
				W1152.02	Pass
				2316A	Pass
A6	HTSL	$T_a = 150°C$, 1000 hrs	45 pcs*1 lot	W1152.01	Pass
Test Group B–Accelerated Lifetime Simulation Tests					
Group	Item	Test Condition	QTY	Lot NO.	Result
B1	HTOL	$T_a = 125°C$, 1000 hrs, $V_{cc1}= 5.5V$, $V_{cc2}= 5.5V$	79 pcs	W1152.01	Pass
			79 pcs	W1152.02	Pass
			80 pcs	W1152.03	Pass
B2	ELFR	$T_a = 125°C$, 48 hrs, $V_{cc1}= 5.5V$, $V_{cc2}= 5.5V$	800 pcs*3 lots	W1152.01	Pass
				W1152.02	Pass
				2316A	Pass
Group C–Package Assembly Integrity Tests					
Group	Item	Test Condition	QTY	Lot NO.	Result
C1	WBS	Cpk > 1.67, Each bonder used, T0 samples	30 bonds from 5 pcs	W1152.01	Pass
C1	WBS	0 fails, Each bonder used, post-TC samples	30 bonds from 5 pcs	W1152.01	Pass
C2	WBP	Cpk > 1.67, each bonder used, T0 samples	30 bonds from 5 pcs	W1152.01	Pass
C2	WBP	0 fails, Each bonder used, post-TC samples	30 bonds from 5 pcs	W1152.01	Pass
C3	SD	>95% coverage, 8 hrs steam aging prior to testing	15 pcs*1 lot	W1152.01	Pass
C4	PD	Cpk > 1.67	10 pcs*3 lots	W1152.01	Pass
				W1152.02	Pass
				2316A	Pass

TEST GROUP D-Die Fabrication Reliability Tests					
Group	Item	Test Condition	ADDITIONAL REQUIREMENTS		
D1	EM	---	The Die Fabrication Reliability Tests are carried out by every fabrication site. The data, test method, calculations and internal criteria are available to the customer upon request.		
D2	TDDDB	---			
D3	HCI	---			
D4	NBTI	---			
D5	SM	---			
Group E-Electrical Verification Tests					
Group	Item	Test Condition	QTY	Lot NO.	Result
E1	TEST	Pre and Post Stress Electrical Test	all	all	Pass
E2	HBM	$\pm 500V$, $\pm 1KV$, $\pm 2KV$, $\pm 4KV$ (Test @ Rm/Hot)	3 pcs*1 lot	W1152.03	3A
E3	CDM	$\pm 250V$, $\pm 500V$, $\pm 750V$, $\pm 2KV$ (Test @ Rm/Hot)	3 pcs*1 lot	W1152.03	C3
E4	LU	125°C, I-trigger $\pm 200mA$ (Test @ Rm/Hot)t	6 pcs*1 lot	W1152.03	Class I A
E9	EMC	Electromagnetic Compatibility (Radiated Emissions)	1 pcs*1 lot	W1152.03	I12m

6. MTBF&FIT

Supporting Data (Ea = 0.7 eV, Confidence Level = 60%)							MTBF (hrs)	FIT
Test Temp.	Test Voltage	Duration	QTY	Fail QTY	Operation Temp.	Operation Voltage	4.95E7	20.19
125°C	5.5V/5.5V	1000 hrs	237	0	55°C	5.0V/5.0V		
125°C	5.5V/5.5V	48 hrs	2400	0	55°C	5.0V/5.0V		

Note: The FIT data is generated based on Arrhenius model and voltage acceleration model.

7. Conclusion

CA-IS1300B25G-Q1 product is qualified by AEC-Q100 standard.

Disclaimer

This information is provided to assist customers in design and development. It could change for technology innovation without notice.

The devices are shipped after passing final test. Customers are responsible to conduct sufficient engineering and additional qualification testing to determine whether a device is suitable for use in their applications.

License to customers to use the information is limited to the development of applications using the device. Apart from above, the information shall not be reproduced or displayed, and Chipanalog shall not be liable for any claims, compensation, costs, losses, or liabilities arising out of the use of the information.

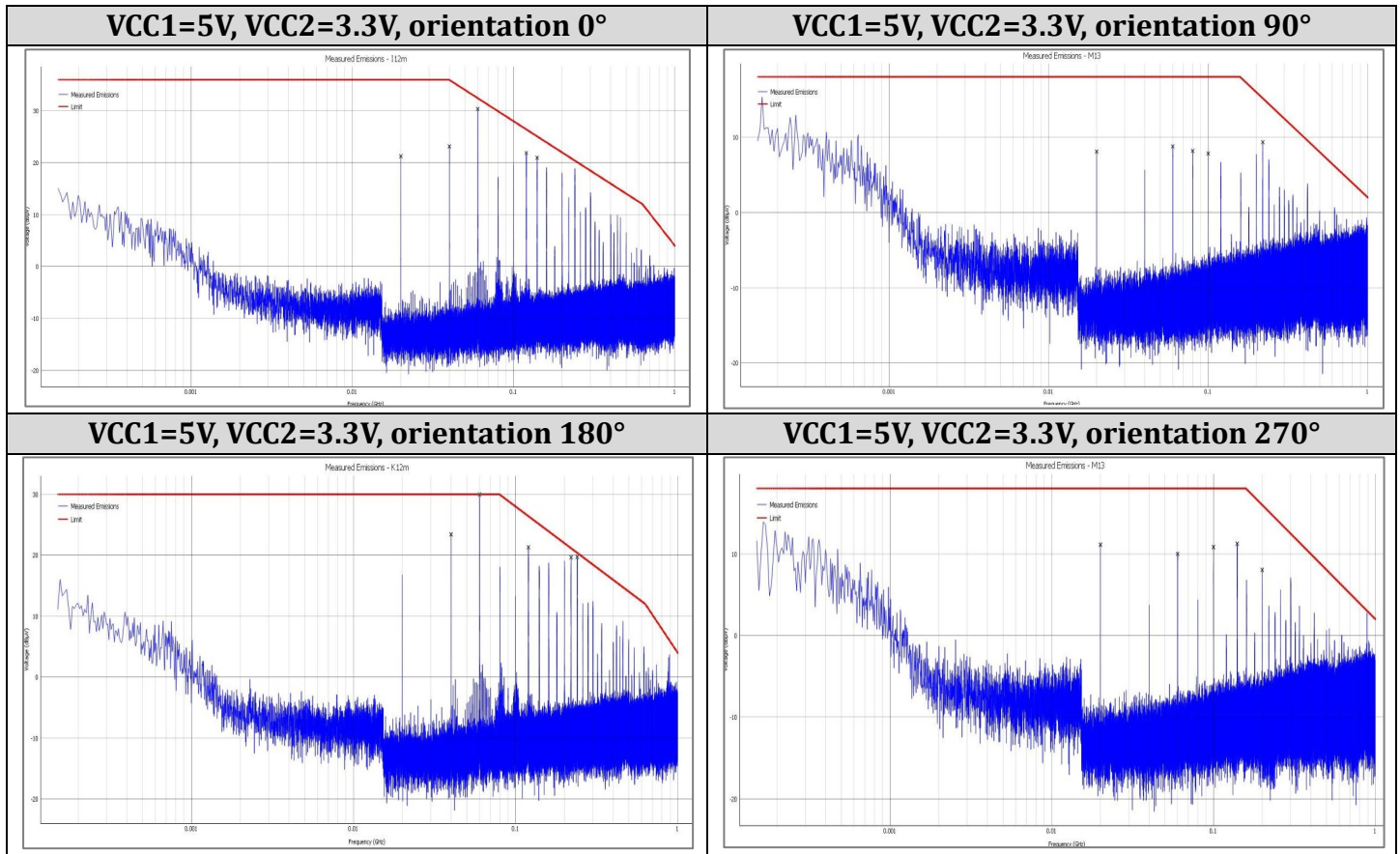
Trademarks

Chipanalog Inc.®、Chipanalog® are trademarks of Chipanalog.


Revision History

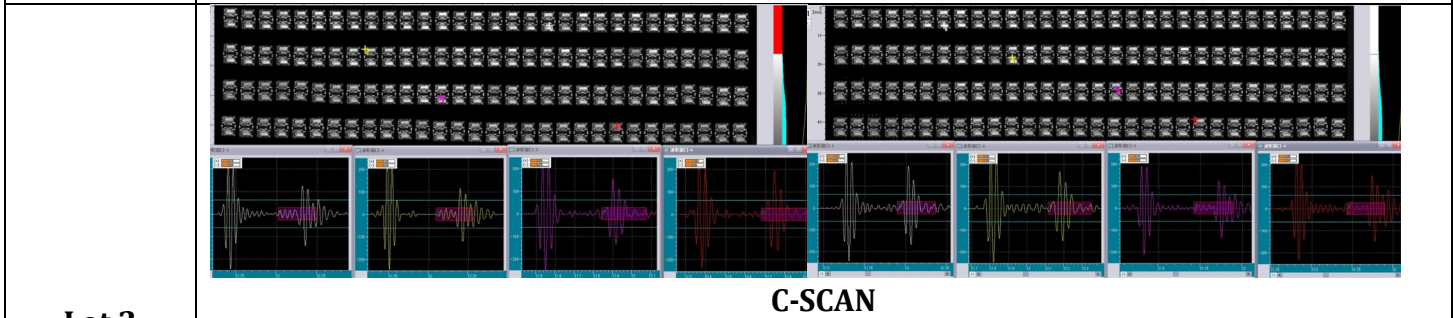
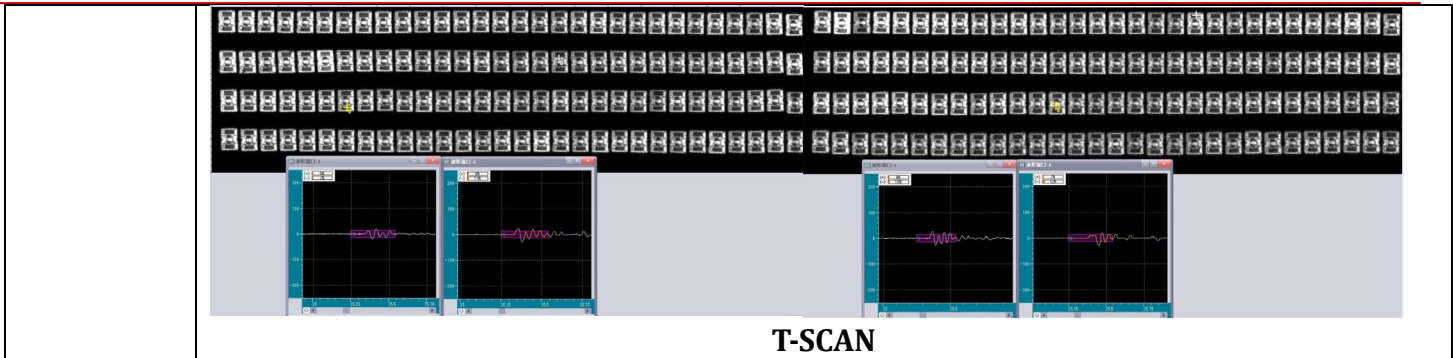
Revision	Change Log	Date
V1.0	Initial	Sep, 2023

Appendix 1: EMC Test Results

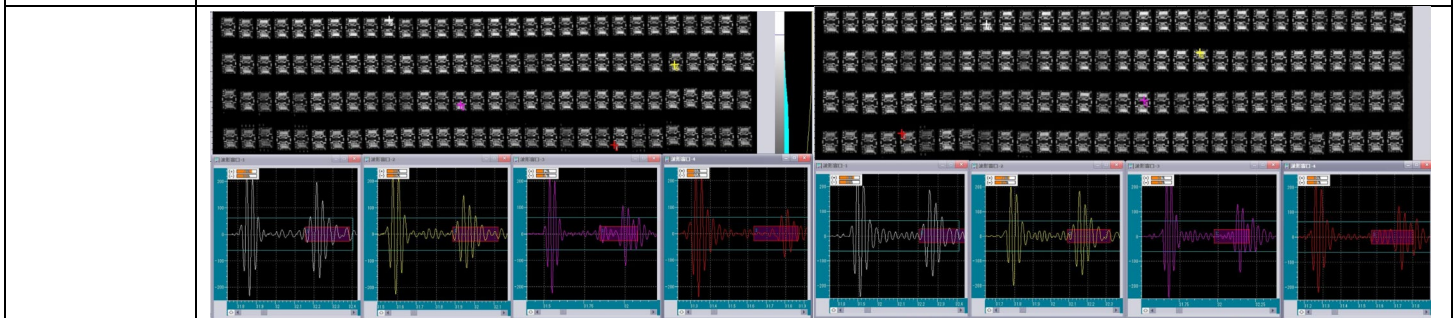
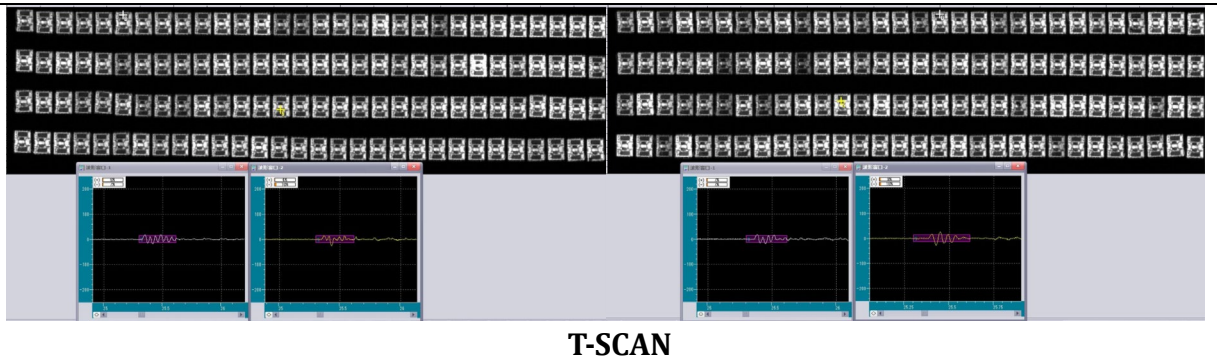


Appendix 2: SAT Test Results






Lot 2
post-MSL



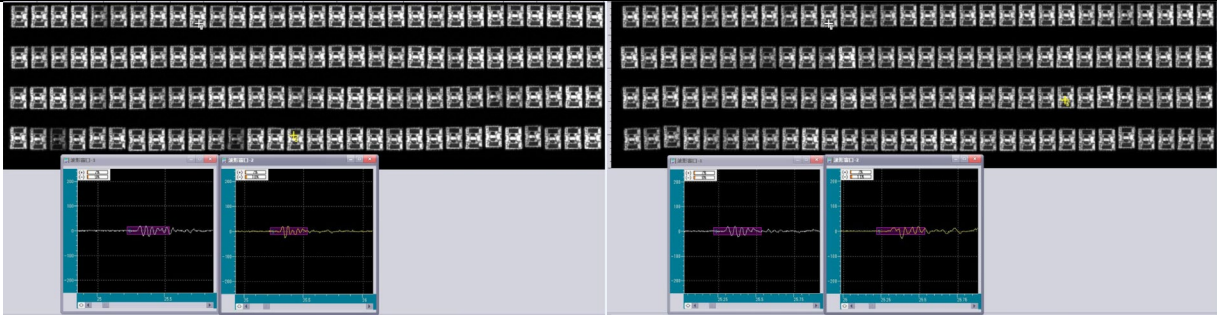
Lot 3
pre-MSL



Lot 3
post-MSL



C-SCAN



T-SCAN